

Drypower Gel

DEEP CYCLE GEL TYPE SEALED LEAD ACID BATTERY

12GB36C (12V 36Ah)

SPECIFICATIONS

Nominal Voltage (V) 12V

Nominal Capacity

20 hour rate (1.80A to 10.50V)	36Ah
5 hour rate (6.12A to 10.20V)	30.6Ah
1 hour rate (19.8A to 9.60V)	19.8Ah
1C (36A to 9.60V)	19.2Ah

Weight Approx. 12.06kg (26.53lbs)

Internal Resistance (@1kHz) Approx. 4mΩ

Maximum Discharge Current

For 5 seconds 540A

Charging Methods @25°C (77°F)

Cycle Use:

Charging Voltage	13.80V to 14.40V
Coefficient	-5.0mV/°C/Cell
Maximum Charging Current	10.8A

Standby Use:

Float Charging Voltage	13.50V to 13.80V
Coefficient	-3.0mV/°C/Cell

Operating Temperature Range

Charge	-15°C (5°F) to +40°C (104°F)
Discharge	-15°C (5°F) to +50°C (122°F)
Storage	-15°C (5°F) to +40°C (104°F)

Charge Retention (Shelf Life) @20°C (68°F)


1 month	92%
3 months	90%
6 months	80%

Case Material ABS

Terminal F8

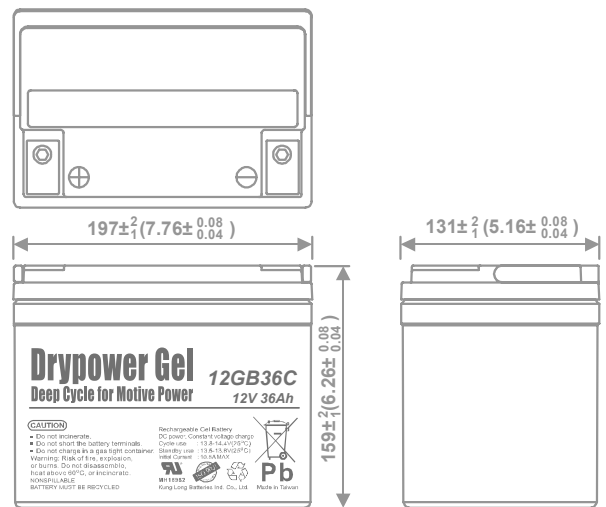
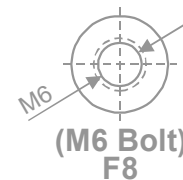
Description of Torque Value of Hard Ware for the Terminals

Recommended Torque Value	M6: 5.39 N-m (55kg-cm)
Max. Allowable Torque Value	M6: 8.82 N-m (90kg-cm)

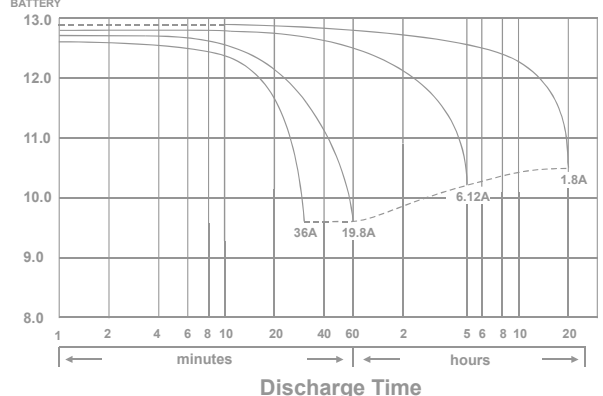


DIMENSIONS

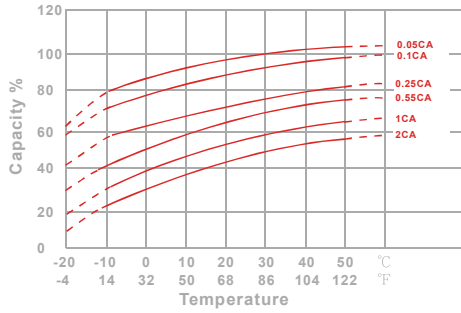
mm (inch)



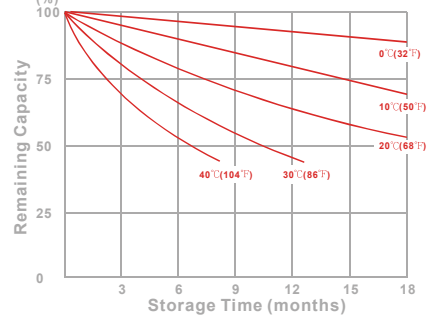
Discharge Time VS. Discharge Current (25°C)



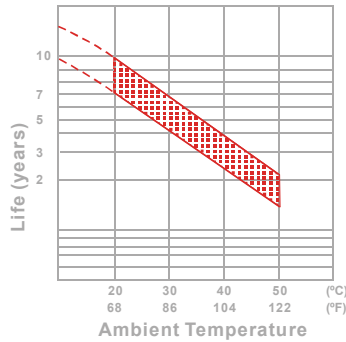
Effect of Temperature on Capacity 25°C (77°F)



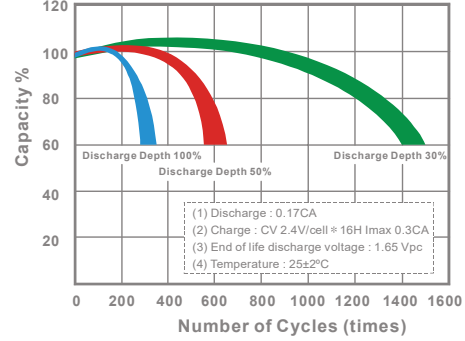
Capacity Retention Characteristic



Trickle (or float) Service Life



Cycle Service Life



- PERFORMANCE DATA

Discharge Rates in Watts to Various End Voltages at 25°C (77°F)

Time	End Voltage	1.85V	1.80V	1.75V	1.70V	1.67V	1.65V	1.60V
5	min	925	995	1076	1139	1172	1202	1247
10	min	704	749	796	836	865	884	924
15	min	606	638	660	680	689	708	725
30	min	402	412	420	428	431	436	442
60	min	262	267	270	273	274	275	277
120	min	142	144	146	147	148	149	149
180	min	114	115	116	117	118	118	118
240	min	87.8	88.5	89.0	89.6	89.9	90.2	90.7
300	min	73.9	74.3	74.6	74.8	74.9	75.0	75.2
600	min	41.7	42.4	43.1	43.8	44.5	44.9	45.4
1200	min	21.0	21.7	22.1	22.6	22.8	23.0	23.4

- Discharge Rates in Amperes to Various End Voltages at 25°C (77°F)

Time	End Voltage	1.85V	1.80V	1.75V	1.70V	1.67V	1.65V	1.60V
5	min	82.2	91.8	101.7	109.8	113.4	117.0	123.3
10	min	60.7	65.4	70.0	74.3	76.6	79.0	83.1
15	min	52.7	55.4	56.4	57.4	57.8	58.2	58.9
30	min	34.4	35.4	36.2	36.8	37.3	37.5	38.2
60	min	22.4	22.7	22.9	23.1	23.2	23.4	23.7
120	min	11.8	12.1	12.3	12.5	12.6	12.8	13.0
180	min	9.03	9.14	9.29	9.38	9.48	9.57	9.66
240	min	7.25	7.31	7.37	7.42	7.44	7.46	7.50
300	min	5.95	6.02	6.08	6.13	6.15	6.17	6.19
600	min	3.45	3.51	3.56	3.60	3.61	3.63	3.64
1200	min	1.72	1.80	1.85	1.88	1.89	1.90	1.91

All data on the spec. sheet is an average value:

The tolerance range : $X < 6\text{min} (+15\% \sim -15\%)$, $6\text{min} \leq X < 10\text{min} (+12\% \sim -12\%)$, $10\text{min} \leq X < 60\text{min} (+8\% \sim -8\%)$, $X \geq 60\text{min} (+5\% \sim -5\%)$

Performance may vary depending on application. All specifications are correct at time of creation. All specifications and operation conditions contained in this datasheet are subject to change or improvement without prior notice to the user. This data is for evaluation purposes only. No guarantee is intended or implied by this data. For clarification and updated information, please contact us.